



**Gulab Public School, Aurangabad**  
Affiliated to C. B. S. E  
Holiday Homework  
Class-2<sup>nd</sup> (2019-20)

Contact Number:-702765652

[www.gulabpublicschool.com](http://www.gulabpublicschool.com)

Gmail:-gulabpublicschool@gmail.com



### **General Instructions:-**

- 1. School will remain closed from 25<sup>th</sup> May 2019 to 30<sup>th</sup> June.**
- 2. Bring holidays homework in a neatly decorated folder.**
- 3. In case of any query about homework you may call at the school reception from 9:00 am to 1:00 pm from 1<sup>st</sup> June to 8<sup>th</sup>**
- 4. School will re-open on 1st July.**
- 5. Holidays home will be uploaded on school website from 1<sup>st</sup> June.**

**Dear Parents,**

**Summer Vacation is a time for the children to enjoy and relax . These days are precious and valuable and can be made most of if judiciously used. We should always remind ourselves that children will not remember us for the gifts we shower upon them but will always cherish the time we will spend with them. Its time to nurture young minds, inculcate moral values and narrate family anecdotes to keep them in touch with their roots.**

**Few tips to make the vacation a fruitful time for your child.**

- 1 Encourage your ward to wake up early in the morning. Encourage him/her to greet the elder's Good Morning and Good Night.**
- 2 Involve children in household chores.**
- 3 Facilitate the usage of sentences like : May I go to the washroom , May I quench My thirst etc.**
- 4 Inculcate the habit of using Please, Sorry, Thank You in your ward and try to converse in English with your child (small sentences).**
- 5 Take your child for an outing at least once a week.**
- 6 Encourage your child to drink lots of water, eat fresh fruits and green vegetables to beat the heat. Avoid giving him/her junk food.**
- 7 Encourage your child in learning skills like tying up of shoe lace, Putting on socks, dressing & undressing himself/herself, folding apron & napkin.**
- 8 Encourage your child to do free hand colouring & drawing.**
- 9 Interact with your ward vocally as well as through body language, whenever together – be it a market, on road, in the multiplex, while travelling in any mode of transport etc. keeps on answering their queries with full enthusiasm.**

# ENGLISH

## Gateway to good handwriting

It is rightly said that good handwriting tells us about personality of a person. Help your child to -

- I) Frame meaningful sentences from the given words.
- II) Write one page of handwriting of each sentence in English Hw notebook.  
**Garden, kind, mother, new, school, famous, house, because, share, clean.**

## Creative Corner

### I) Books are our best friends

Read interesting moral stories and make summer time a memorable and an enjoyable one. Pick up your favorite story. Depict any 1 famous character from the story on A3 size colored pastel sheet and write the following information on it

- 1) Title of the story
- 2) Name of the character you liked most.
- 3) Moral of the story
- 4) Why do you like the character?



### II) Vocabulary Building

Help your child to read newspaper daily and pick out 10 naming words (Nouns) from it and write them in English HW notebook.

### III) Words to Know

R I A



Rabbit Ice Cream Apple

Write your full name in capital letter. Then make a wall hanging of naming words Picture with each letter of your name. Also write the name of each picture.

**Read Hindi and English story attached with the Homework.**

# MATHS


## I) Fun With Shapes

Make a scenery using different geometrical shapes on A4-size sheet .Then decorate it by using 2D shapes objects (like bindi , bangles , mirror of different shapes, studs ,stars etc). Laminate and decorate it also.

## II) Fun with Numbers

Help your child in practicing numbers up to 999 (Ascending, Descending ,before ,After ,greater and smaller) and practice Addition sums daily

# EVS



## I) Dress me up

Draw a boy or girl on A3 size sheet and decorate his/her dress using waste material. Laminate and decorate it also.



## II) Painting Fun

Make a gift wrapping paper. Take small drops of different water colors of your choice on a white paper. Use your mouth to blow paint across the paper using a straw. Make sure you breathe out.



## III) Happy Fathers Day

**“A dad is someone who holds you when you cry, scolds you when you break the rules, shines with pride when you succeed and has faith in you even when you fail....”**

Take your father for a nature walk observe the beautiful plants around you with him .Collect leaves of different sizes and shapes. Take your mother’s help and make a beautiful greeting for your father with leaf printing and also write a heart touching message inside it. Surprise him by making sandwiches and lemonade in the breakfast for him with the help of your mother.

## IV) PROJECT: NEIGHBOURHOOD

1. Collect pictures of the places you see around your house and make a collage on neighbourhood.
2. Record the following information about 3 families in your neighbourhood and write it in a tabular form.

S.No.	House No.	Name & Profession	No. of members	Joint/ Nuclear Family
1				
2				
3				

3. Write and learn a poem on **‘Our Helpers’** in English. Draw/ Paste the picture of the helper you choose in EVS HW notebook.

## Hindi :-

1.प्रतिदिन एक पेज सुलेख लिखये

2.नीचे दिए गए शब्दों से वाक्य बनाओ और फिर प्रत्येक वाक्य की सुलेख लिखो।

पतंग, भारी ,अमीर, जंगल, मीठा, भाई ,किताब , उपहार ,सुंदर

3.आपको टी. वी.पर कोन –सा कार्टून देखना पसंद है ए -3 शीट पर अपने मनपसंद कार्टून शो का चित्र बनाकर लिखे कि ये कार्टून शो आपको क्यों पसंद है

4.Read a good Hindi story on keeping your surroundings clean and learn it. Support it with stick – puppets and narrate it after vacations.

3. Observe the conversation between the shopkeeper and your mother. Write it in the form of a piece of conversation in Hindi.

## Art and craft

Do the following pages 13,14 15,16 on drawing book.

## COMPUTER

### PROJECT WORK

Collect the pictures related to any one topic mentioned below and a make a collage on a chart paper.


Topics are

- Input devices
- Output devices
- Application(uses) of computers

# WORKSHEET

FIND AND CIRCLE THE WORDS IN THE WORD SEARCH PUZZLE AND NUMBER THE PICTURES

K M V F D P P C R T Q V G Y H  
 E P O I C R E D T O W E R H N  
 Y R V U I Z N K N A T M X D F  
 B C U N S K O S W F N I M J S  
 O T T I A E H O P M L A N E Y  
 A E F J L F P Z N E C W N O P  
 R W A C T G O U K B A O I I M  
 D D V D B U R N E R H K D O O  
 X A P V A E C W X P S F E A H  
 S F A C T A I L D M Z M X R W  
 E P I L I I M A R E N N A C S  
 L A Z A M D E D I T D X C I D  
 B A J X L H E B N Q T E B O Q  
 A A L B L U T K W N W M I Y E  
 C V W C P E G R U B L Y U Z E



1) CABLES

2) DVD BURNER



3) HEADPHONES



4) KEYBOARD

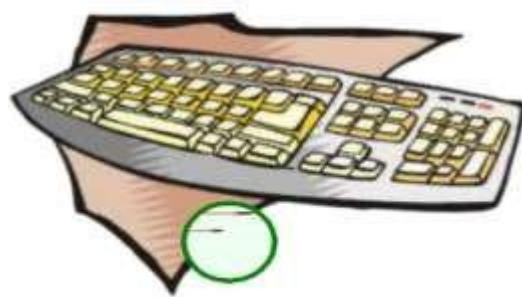
5) MICROPHONE

6) MONITOR

7) MOUSE

8) PRINTER

9) SCANNER



10) SPEAKERS

11) TOWER



12) WEBCAM

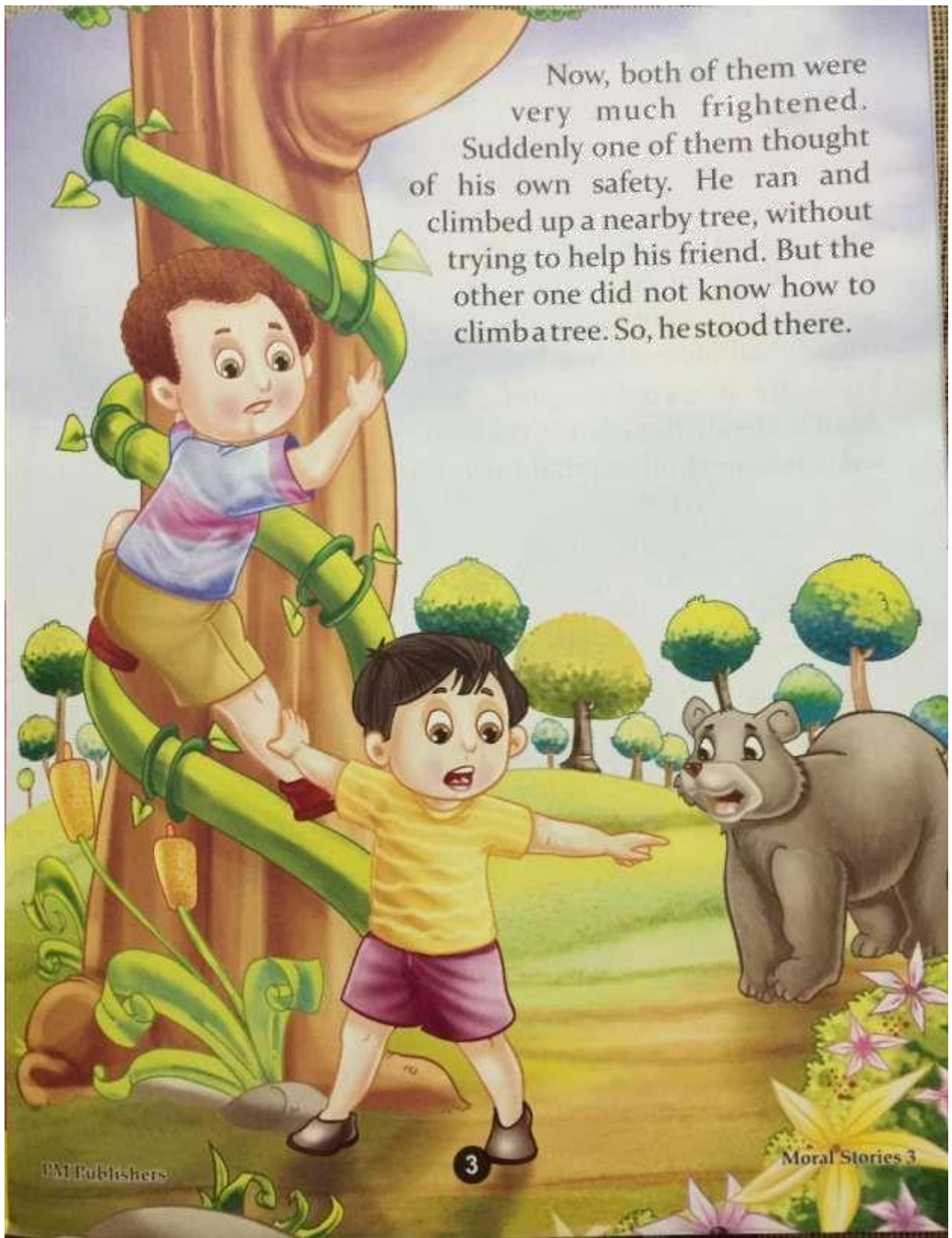
## Two Friends and a Bear

Once upon a time, there were two friends, living in a village. One day they decided to go into the forest. So, they started their journey. Walking through the forest, suddenly they saw a bear coming towards them.

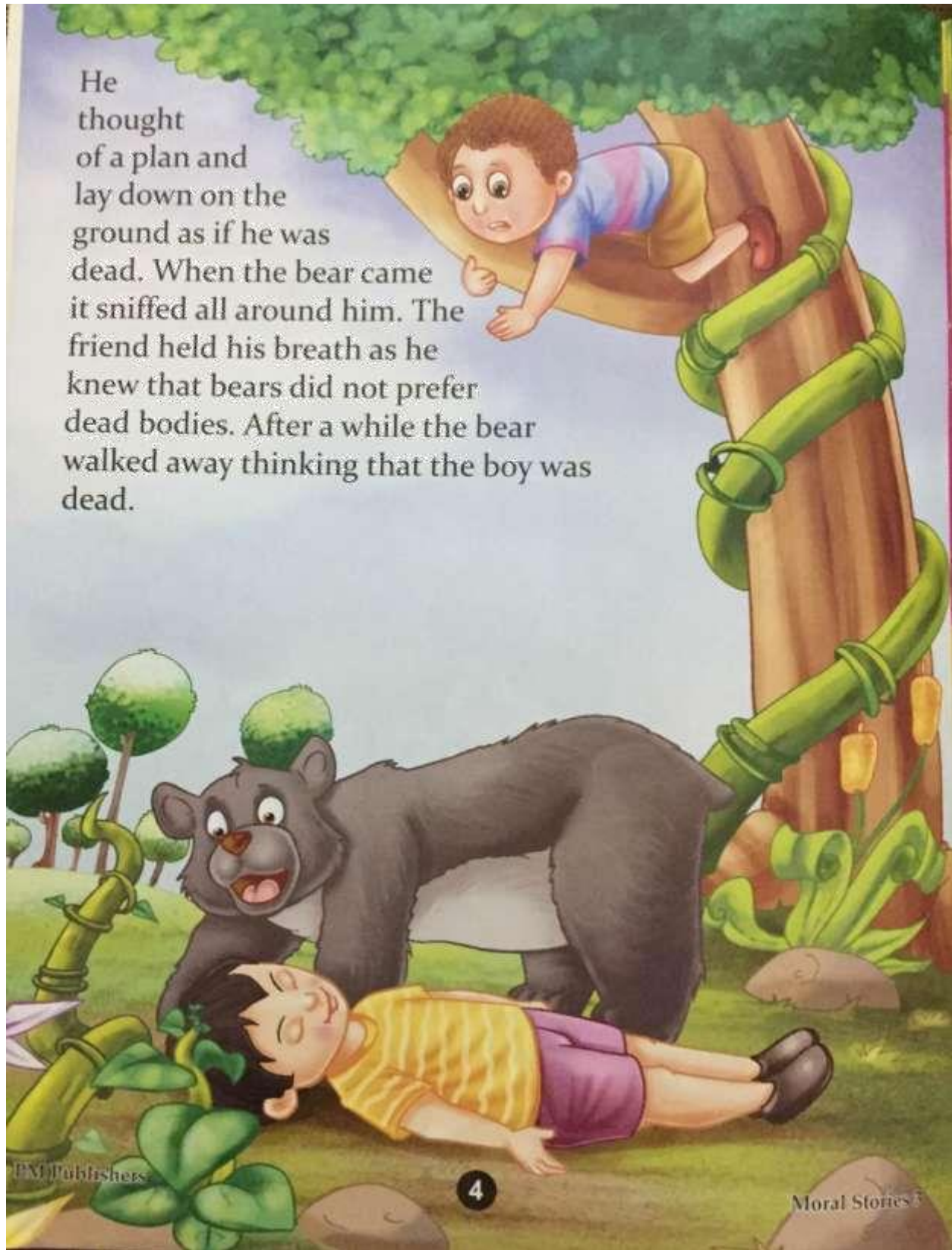


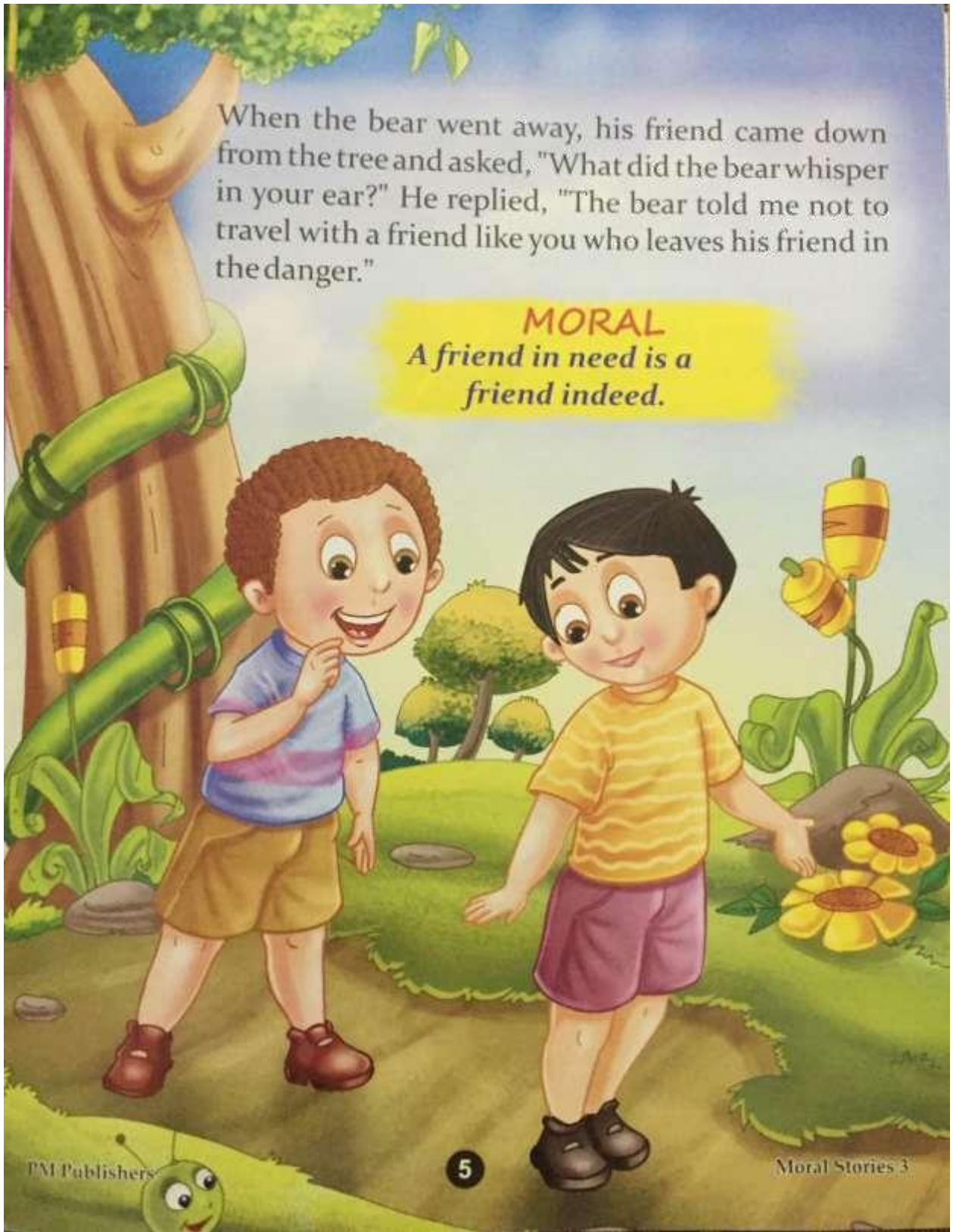


Now, both of them were very much frightened. Suddenly one of them thought of his own safety. He ran and climbed up a nearby tree, without trying to help his friend. But the other one did not know how to climb a tree. So, he stood there.



He thought of a plan and lay down on the ground as if he was dead. When the bear came it sniffed all around him. The friend held his breath as he knew that bears did not prefer dead bodies. After a while the bear walked away thinking that the boy was dead.



An illustration of two young boys standing in a garden. The boy on the left has curly brown hair, is wearing a blue and purple striped t-shirt and brown shorts, and has his hand to his chin as if thinking. The boy on the right has straight black hair, is wearing a yellow striped t-shirt and purple shorts, and is gesturing with his hands. They are standing on a dirt path. In the background, there is a large tree with a green vine wrapped around it, a green bush, and a yellow flower with a brown center. The sky is blue with some clouds.


When the bear went away, his friend came down from the tree and asked, "What did the bear whisper in your ear?" He replied, "The bear told me not to travel with a friend like you who leaves his friend in the danger."

**MORAL**  
*A friend in need is a  
friend indeed.*



पुन्नु एक होशियार लड़का है। छोटा-सा, प्यारा-सा। सभी काम मन लगाकर करता है। पढ़ने में तो सबसे आगे है।

इस बार कक्षा में उसके सबसे ज्यादा नंबर आए। उसने बहुत मेहनत की थी। माँ-पिताजी खुश थे, दीदी-भैया खुश थे, दादा-दादी खुश थे। पुन्नु की भी खुशी का ठिकाना न था। वह नाच रहा था, कूद रहा था।



कूदते-कूदते वह पहुँच गया बगीचे में। बगीचे में थे—ऊँचे-ऊँचे पेड़, पेड़ों की झुमती डालियाँ, हरी-हरी लहराती घास, क्यारियों में हँसते-मुसकराते फूल, फूलों पर मँडराती तितलियाँ और भँवरे, डालों पर चहकती चिड़ियाँ। सब खुश थे। पुन्नू को शाबाशी दे रहे थे। पुन्नू उनका दोस्त था लेकिन वे बोल तो सकते नहीं थे।

