



Gulab Public School, Aurangabad

Affiliated to C B S E

Holiday Homework(2019-20)

Class- 4th

Contact Number:-7027656526

www.gulabpublicschool.com

Gmail:gulabpublicschool@gmail.com



General Instructions:-

- 1. School will remain closed from 25th May 2019 to 30th June.**
- 2. Bring holidays homework in a neatly decorated folder.**
- 3. In case of any query about homework you may call at the school reception from 9:00 am to 1:00 pm from 1st June to 8th**
- 4. School will re-open on 1st July.**
- 5. Holidays home will be uploaded on school website from 1st June.**

Dear Parents,

Summer Vacation is a time for the children to enjoy and relax . These days are precious and valuable and can be made most of if judiciously used. We should always remind ourselves that children will not remember us for the gifts we shower upon them but will always cherish the time we will spend with them. Its time to nurture young minds, inculcate moral values and narrate family anecdotes to keep them in touch with their roots.

Few tips to make the vacation a fruitful time for your child.

1 Encourage your ward to wake up early in the morning. Encourage him/her to greet the elder's Good Morning and Good Night.

2 Involve children in household chores.

3 Facilitate the usage of sentences like : May I go to the washroom, May I quench My thirst etc.

4 Inculcate the habit of using Please, Sorry, Thank You in your ward and try to converse in English with your child (small sentences).

5 Take your child for an outing at least once a week.

6 Encourage your child to drink lots of water, eat fresh fruits and green vegetables to beat the heat. Avoid giving him/her junk food.

7 Encourage your child in learning skills like tying up of shoe lace, putting on socks, dressing & undressing himself/herself, folding apron & napkin.

8 Encourage your child to do free hand colouring & drawing.

9 Interact with your ward vocally as well as through body language, whenever together – be it a market, on road, in the multiplex, while travelling in any mode of transport etc. keeps on answering their queries with full enthusiasm.

गुलाब पब्लिक स्कूल, औरंगाबाद
कक्षा 4 ग्रीष्मावकाश गृह कार्य

विषय हिंदी

1. सच्ची मित्रता तथा साहस और बुद्धि से जुड़े ऐसी कहानी पत्रिकाओं के माध्यम से A4 शीट पर साफ व सुंदर शब्दों में लिखिए।
2. भारत के राष्ट्रीय प्रतीकों को चित्रों के माध्यम से यह फॉर सीट पर पेस्ट करें तथा प्रत्येक प्रत्येक पर चार चार लाइने लिखिए।
3. भारत में हर क्षेत्र के लिए विशेष पुरस्कार भारत द्वारा भारत सरकार द्वारा दिए जाते हैं जिनमें नोबेल पुरस्कार भी शामिल है नोबेल पुरस्कार क्या है इसे अब तक कितने भारतीयों ने प्राप्त किया है सूची बनाइए सभी पर दो दो पंक्तियां लिखिए।

नोबेल पुरस्कार

नाम

- 1.
- 2.
- 3.
- 4.
- 5.

- 4 पाठ 4 से 7 तक प्रश्नों के उत्तर ढूंढिए तथा रिवीजन नोट बुक पर लिखिए।
- 5 गृह कार्य को डेकोरेट कीजिए तथा अपनी एक पासपोर्ट साइज फोटो भी लगाइए
- 6 पेड़ों की उपयोगिता विषय से ढाई सौ शब्दों में, मेहनत का फल तथा लालच बुरी बला है अनुच्छेद लिखिए

Maths:-

1. Learn tables 2 to 20 and write one time everyday .
2. Do sums of each exercise of chapter -1,2 and 3 those are not done in fair notebook..
3. Make a Rangoli design on a chart with geometrical shapes using colour papers.

E.V.S:-

1. Prepare a family tree with pasting photographs of all family members on scrap book.
2. Collect the different types of leaves and paste in scrap book with their names.
3. Write about any two sports women and paste their picture also on scrap book .
4. Grow a new plant and take care of it . write the importance of plant and trees in the life.
5. Do uploaded worksheet on sites.

English :-

1. Paste a photograph of your grandparents .write their completed names &complete

The following information them.

	Favourite sweet	Favourite book	Favourite game	Favourite actor
Grandfather				
Grandmother				

2. Write whom you like more grandfather and grandmother .why?
3. Make a beautiful a greeting card for your friend . decorate it with beautiful things .paste pictures of you and your friend on it. Write good wishes on it.
4. Help your mother to cook any one dish write its recipe .write 10 Adjective,5 countable Noun , 5 Uncountable Noun 5 ,verbs ,10 new words to related to cooking yourself designed in scrap book.

Computer:-

1. Make a chart on computer shortcut keys.
2. Paste some computer hardware pictures on your scrap book.

Maths WORKSHEET – 1 (LARGE NUMBERS)

CLASS 4

Q1. Write the Roman numerals for the following –

a) 36 - _____

b) 65 - _____

c) 99 - _____

d) 12 - _____

e) 35 - _____

f) 49 - _____

g) 50 - _____

h) 100 - _____

i) 77 - _____

j) 66 - _____

Q2. Write the following in the Hindu-Arabic system –

a) XXIX - _____

b) XXXVI - _____

c) XL - _____

d) XLVI - _____

e) LXXXIII - _____

f) LXXI - _____

g) LXI - _____

h) XCV - _____

i) XCIII - _____

j) XLI - _____

Q3. Write the successor and predecessor of the following –

<u>NUMBER</u>	<u>SUCCESSOR</u>	<u>PREDECESSOR</u>
a) 23931	_____	_____
b) 99999	_____	_____
c) 15609	_____	_____
d) 94514	_____	_____

Q8. Observe the pattern and fill in the blanks –

a) 2055, 2075, 2095, _____, _____, _____.

b) 9100, _____, _____, 9700, _____, _____.

c) 8120, _____, 6120, _____, _____, _____.

d) 1111, 2222, _____, _____, _____, _____.

WORKSHEET – 2 (LARGE NUMBERS)

CLASS - 4

Q1. Write the numeral for each of the following number name.

- Three lakh twenty thousand five hundred ninety eight - _____.
- Six lakh three hundred forty - _____.
- Twenty thousand six hundred thirty seven - _____.
- Nine lakh four thousand three hundred thirteen - _____.
- Fifteen thousand eight. - _____.
- Five lakh ninety - _____.
- Forty eight thousand three hundred nineteen - _____.
- Two lakh nineteen thousand one hundred thirty eight - _____.
- Four lakh twelve thousand eight hundred thirty five. – _____.
- Twenty thousand forty eight - _____.
- Four lakh twelve thousand eight hundred thirty five - _____.
- Ninety one thousand two hundred - _____.

Q2. Write the number names for the following –

• 4,03,942 - _____
_____.

• 32,409 - _____

• 5,12,998 - _____
_____.

• 49,987 - _____

• 8,76,000- _____
_____.

• 1,43,829- _____

• 9,00,641- _____

• 76,321- _____.

• 11,11,111 - _____
_____.

• 95,008 - _____.

• 9,90,000 - _____.

Mom's Day Book



Glue Here

Draw a picture of your mom's favorite movie!

Step One


After you finish drawing, cut the paper out along the dotted line.



Step Two Gather all cutouts from the other worksheets and glue them together at the colored bar.




Step Three Wait fifteen minutes for the glue to dry.



Finished!

This book is ready for Mother's Day!



Mother's Day Book



Glue Here

Draw your favorite game to play with mom!

Step One


After you finish drawing, cut the paper out along the dotted line.



Step Two Gather all cutouts from the other worksheets and glue them together at the colored bar.



Step Three Wait fifteen minutes for the glue to dry.



Finished!

This book is ready for Mother's Day!



Mom's Day Book



Glue Here

Draw Mom's favorite holiday!

Step One


After you finish drawing, cut the paper out along the dotted line.




Step Two Gather all cutouts from the other worksheets and glue them together at the colored bar.



Step Three Wait fifteen minutes for the glue to dry.



Finished!
This book is ready for Mother's Day!



Mom's Day Book



Glue Here



Draw a picture of your mom's favorite movie!

Step One

After you finish drawing, cut the paper out along the dotted line




Step Two Gather all cutouts from the other worksheets and glue them together at the colored bar.




Step Three

Wait fifteen minutes for the glue to dry.



Finished!

This book is ready for Mother's Day!



Name: _____ Date: _____

My family and friends

Think about your mother, draw picture of her and write about your mother.



My family and friends

Think about your mother, draw picture of her and write about your mother.



1. My mother is the most important person in my life.
2. Her name is Mina.
3. She is very beautiful and kind hearted lady.
4. She takes care of us.
5. She gets up early in the morning.
6. She cooks delicious food for us.
7. She helps me to do my home-work.
8. She is my first teacher.
9. I love her very much.

