



# Gulab Public School, Aurangabad

Affiliated to C B S E  
Mont. Holiday Homework

Contact Number:-7027656526

Website:-[www.gulabpublicschool.com](http://www.gulabpublicschool.com)

Gmail:-gulabpublicschool@gmail.com



## General Instructions:-

1. School will remain closed from 25<sup>th</sup> May 2019 to 30<sup>th</sup> June.
2. Bring holidays homework in a neatly decorated folder.
3. In case of any query about homework you may call at the school reception from 9:00 am to 1:00 pm from 1<sup>st</sup> June to 8<sup>th</sup>
4. School will re-open on 1st July.
5. Holidays home will be uploaded on school website from 1<sup>st</sup> June.

## **Dear Parents,**

**Summer Vacation is a time for the children to enjoy and relax . These days are precious and valuable and can be made most of if judiciously used. We should always remind ourselves that children will not remember us for the gifts we shower upon them but will always cherish the time we will spend with them. Its time to nurture young minds, inculcate moral values and narrate family anecdotes to keep them in touch with their roots.**

**Few tips to make the vacation a fruitful time for your child.**

**1 Encourage your ward to wake up early in the morning.**

**Encourage him/her to greet the elder's Good Morning and Good Night.**

**2 Involve children in household chores.**

**3 Facilitate the usage of sentences like : May I go to the washroom, May I quench My thirst etc.**

**4 Inculcate the habit of using Please, Sorry, Thank You in your ward and try to converse in English with your child (small sentences).**

**5 Take your child for an outing at least once a week.**

**6 Encourage your child to drink lots of water, eat fresh fruits and green vegetables to beat the heat. Avoid giving him/her junk food**

**7 Encourage your child in learning skills like tying up of shoe lace, Putting on socks, dressing & undressing himself/herself, folding apron & napkin.**

**8 Encourage your child to do free hand colouring & drawing.**

**9 Interact with your ward vocally as well as through body language, whenever together – be it a market, on road, in the multiplex, while travelling in any mode of transport etc. keeps on answering their queries with full enthusiasm.**

वर्ण से वर्ण मिलान कीजिए

अ

इ

इ

अ

ए

ऐ

ऐ

ए

अं

ई

ई

औ





औ

अं


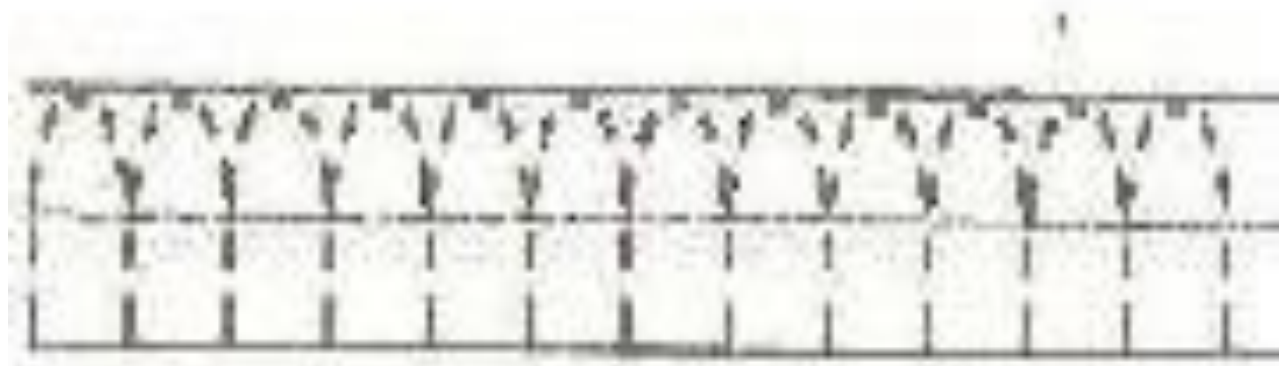
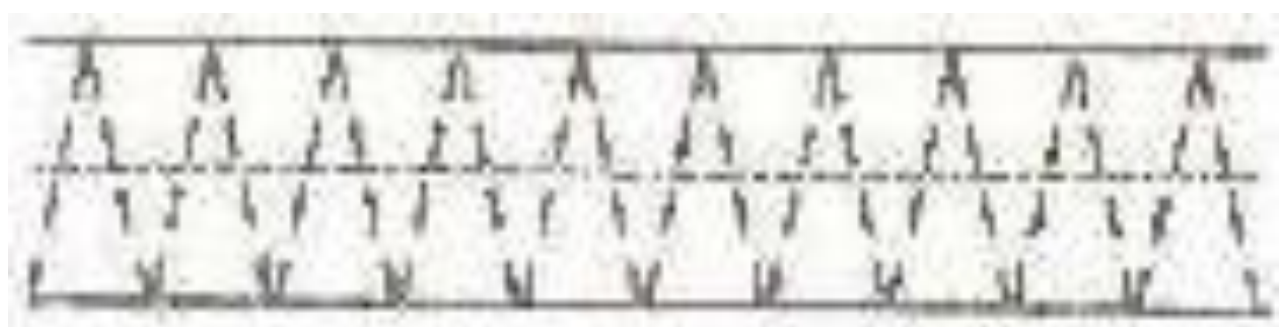
नीचे दिए वर्णों को लिखिए ।

अ	उ	ऊ	आ	ट


# Tracing Shapes with Pencil



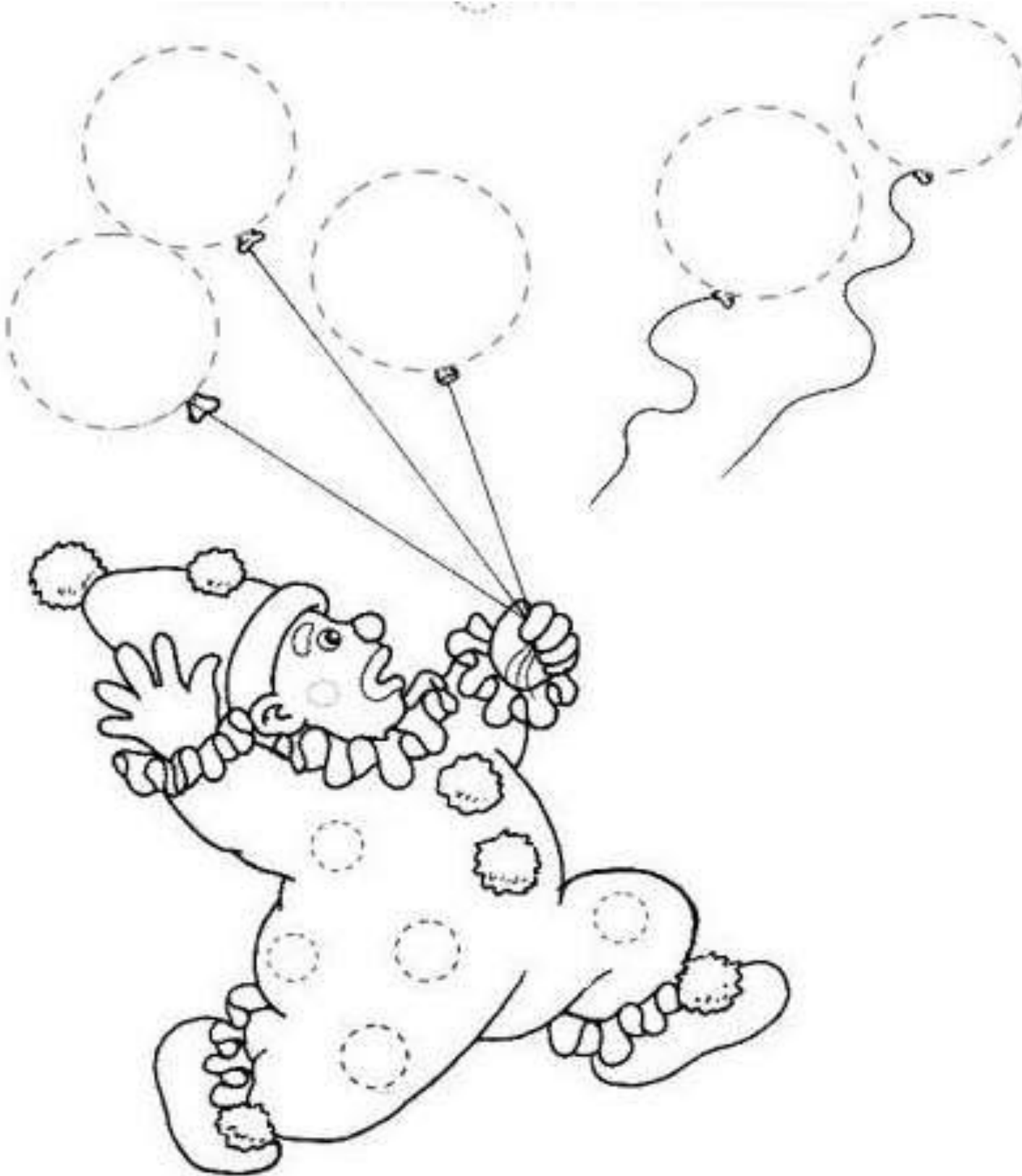
**Trace the pattern with pencil only.**



**Trace the pattern with pencil only.**



**Trace the circles and colour the picture.**



**Cut and paste the pictures according to the Numbers**

5


2

3




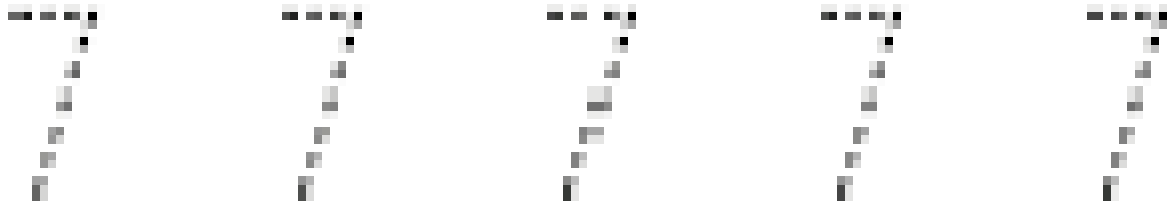
4



Draw one candle and colour the cake. Write Number 1 in the given boxes.




Trace number 7. Count the objects and write the correct number.



1 1 1 1 1 1

2 2 2 2 2 2



3 3 3 3 3 3

4 4 4 4 4 4

5 5 5 5 5 5

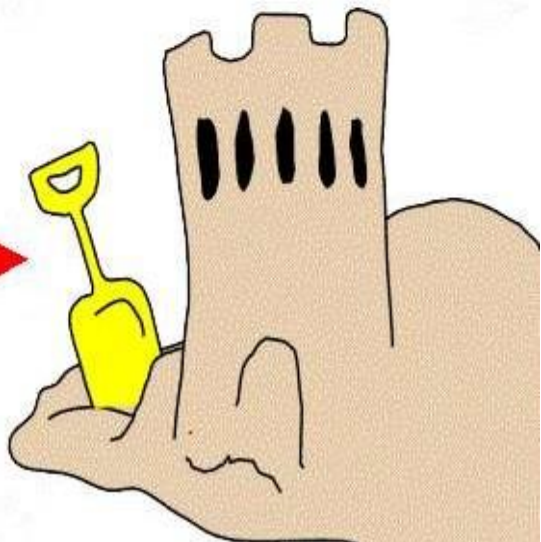
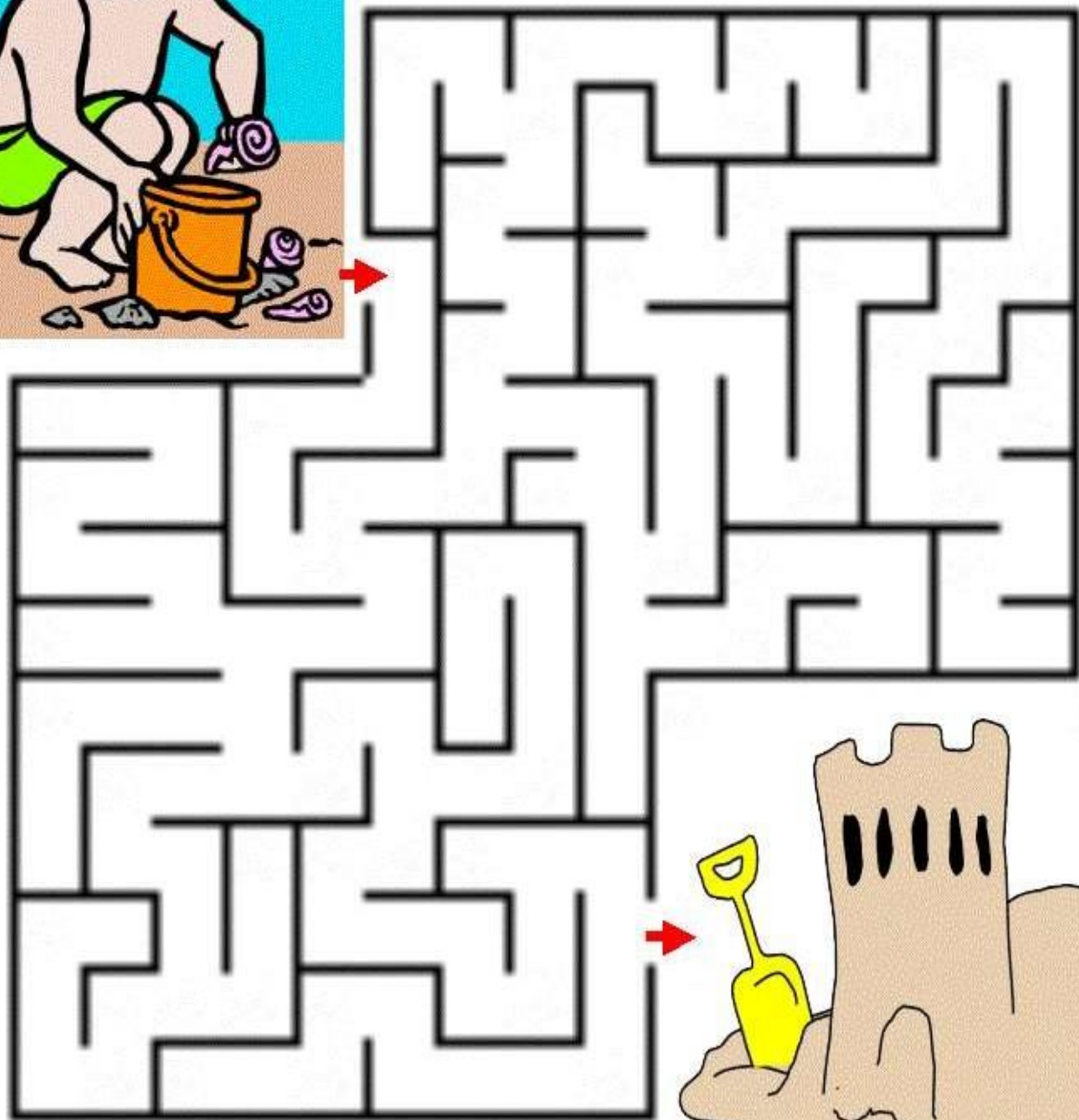
**Trace the Numbers**

**Colour the Capital letter with Red colour and Small letter with Yellow colour.**




# Summer at the Beach Maze


Help the little boy find his sand castle.



COLOUR THE PICTURE AS I AM.





**Boy**



**Girl**

Trace the circle and colour the tree.



Shapes and Colors Practice: Trace the circles  and color them red.



