



Gulab Public School, Aurangabad
Affiliated to C. B. S. E
Holiday Homework
Class-U.K.G

Contact Number:-702765652

Website:www.gulabpublicschool.com

Gmail:-gulabpublicschool@gmail.com



General Instructions:-

- 1. School will remain closed from 25th May 2019 to 30th June.**
- 2. Bring holidays homework in a neatly decorated folder.**
- 3. In case of any query about homework you may call at the school reception from 9:00 am to 1:00 pm from 1st June to 8th**
- 4. School will re-open on 1st July.**
- 5. Holidays home will be uploaded on school website from 1st June.**

Dear Parents,

Summer Vacation is a time for the children to enjoy and relax . These days are precious and valuable and can be made most of if judiciously used. We should always remind ourselves that children will not remember us for the gifts we shower upon them but will always cherish the time we will spend with them. Its time to nurture young minds, inculcate moral values and narrate family anecdotes to keep them in touch with their roots.

Few tips to make the vacation a fruitful time for your child.

1 Encourage your ward to wake up early in the morning.

Encourage him/her to greet the elder's Good Morning and Good Night.

2 Involve children in household chores.

3 Facilitate the usage of sentences like : May I go to the washroom ,May I quench My thirst etc.

4 Inculcate the habit of using Please, Sorry, Thank You in your ward and try to converse in English with your child (small sentences).

5 Take your child for an outing at least once a week.

6 Encourage your child to drink lots of water, eat fresh fruits and green vegetables to beat the heat. Avoid giving him/her junk food.

7 Encourage your child in learning skills like tying up of shoelace, Putting on socks, dressing & undressing himself/herself, folding apron & napkin.

8 Encourage your child to do free hand colouring& drawing.

9 Interact with your ward vocally as well as through body language,whenever together – be it a market, on road, in the multiplex, while travelling in any mode of transport etc. keeps on answering their queries with full enthusiasm.

For Summer Break, we have planned some activities/ worksheets for your child to enhance his/her learning skills

in a fun filled way.

I ANI SPECIAL

Try to memorize your own Address and Phone No. Also try to memorize your own Birth Date & \month.
LET US EXPRESS OURSELF

Revise 5 Lincs on 'My Self

Q1. What is your name?

Q2. What is your school name?

Q3, What is your class teacher name?

Q4. In which class do you study?

Q5. What is your Principal's name?

www.worksheetfun.com


A large rectangular frame containing a handwriting practice grid. The grid is divided into four horizontal sections. The first section contains the lowercase letters 'a' through 'm' in a dashed font, suitable for tracing. The second section contains the lowercase letters 'n' through 'z' in a dashed font. The third section contains the lowercase letters 'a' through 'm' in a dashed font. The fourth section contains the lowercase letters 'n' through 'z' in a dashed font. Each section is bounded by solid horizontal lines, with dashed lines indicating the midline and baseline for letter height.

www.worksheetfun.com

Name: _____

Big or Small



























Look at the animals in each of the four sections.
Color the **big** animal blue and the **small** animal green.



My
Alphabet
Book



Name: _____

A 	a	a	a	N 	n	n	n
B 	b	b	b	O 	o	o	o
C 	c	c	c	P 	p	p	p
D 	d	d	d	Q 	q	q	q
E 	e	e	e	R 	r	r	r
F 	f	f	f	S 	s	s	s
G 	g	g	g	T 	t	t	t
H 	h	h	h	U 	u	u	u
I 	i	i	i	V 	v	v	v
J 	j	j	j	W 	w	w	w
K 	k	k	k	X 	x	x	x
L 	l	l	l	Y 	y	y	y
M 	m	m	m	Z 	z	z	z

स्वर

Indif.Com

अ

आ

इ

ई

उ

ऊ

ऋ

ॠ

ऌ

ओ

औ

अ

अः



Name _____

Watermelon Seed Counting

Directions: Count the seeds in each slice of watermelon. Draw a line to the correct number. Color the pictures.

1



2



3



8



9



10



5



6



7



4





Star light Star bright

Star light, star bright
The first star I see tonight
I wish I may, I wish I might
Have the wish I wish tonight
Star light, star bright
The first star I see tonight
I wish I may, I wish I might
Have the wish I wish tonight

हाथी राजा

contributed by: Nasima



हाथी राजा, बहुत बड़े
सूड़ उठाकर कहाँ चले,
पूँछ हिलाकर कहाँ चले,
मेरे घर भी आओ ना,
मीठे गन्ने खाओ ना,
आओ बैठओ कुर्सी पर,
कुर्सी बोले चटर पटर, चटर पटर

